







**IT' TIME TO.....**  
**“TELLING TIME!!!”**






Crea il tuo a Storyboard That

Teacher Nancy Rapisarda

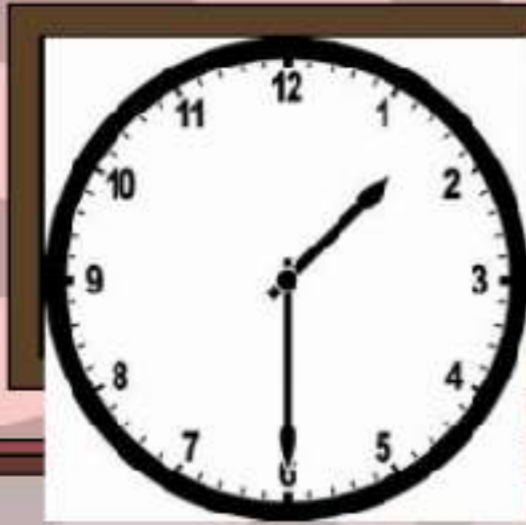


**GOOD MORNING!  
WHAT TIME IS IT?**



**IT'S EIGHT O'CLOCK!**





**WHAT TIME IS IT?**

**IT'S HALF PAST ONE!**





**OH! IT'S A QUARTER  
PAST FOUR!**





**WHAT TIME IS IT,  
MUM?**

**OH! IT'S A QUARTER  
TO TEN!  
IT'S BEDTIME!**






**NOW... IT'S TIME TO  
WATCH THE VIDEOS  
AND DO YOUR  
HOMEWORK!**





Knowledge is  
POWER

**WATCH THIS VIDEOS**



1.VIDEO LESSON TELLING TIME –GUARDA IL VIDEO

[https://www.youtube.com/watch?v=uRoTUUIITEK8&feature=youtu.be&fbclid=IwAR22-LPCNkJIEAsLKDrgrlmdenZ-6HBpinFdl0DKLm\\_FcFoOl4U1Vf8xeV8](https://www.youtube.com/watch?v=uRoTUUIITEK8&feature=youtu.be&fbclid=IwAR22-LPCNkJIEAsLKDrgrlmdenZ-6HBpinFdl0DKLm_FcFoOl4U1Vf8xeV8)

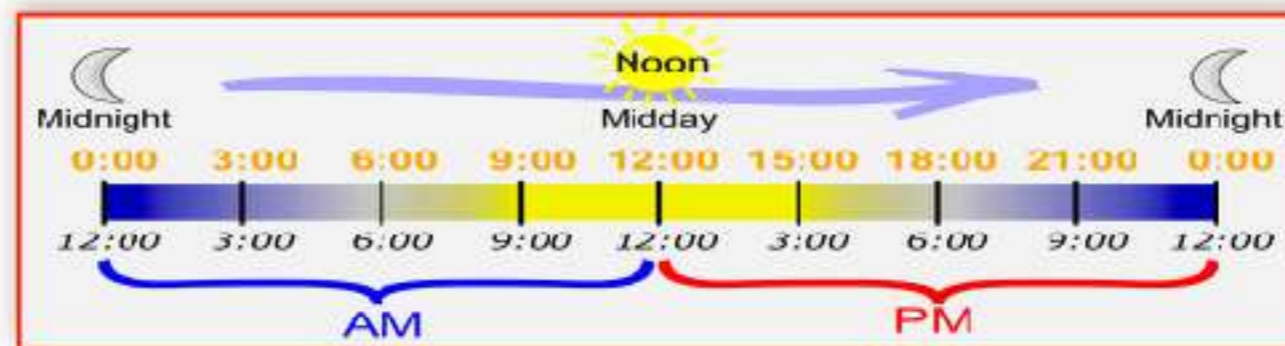
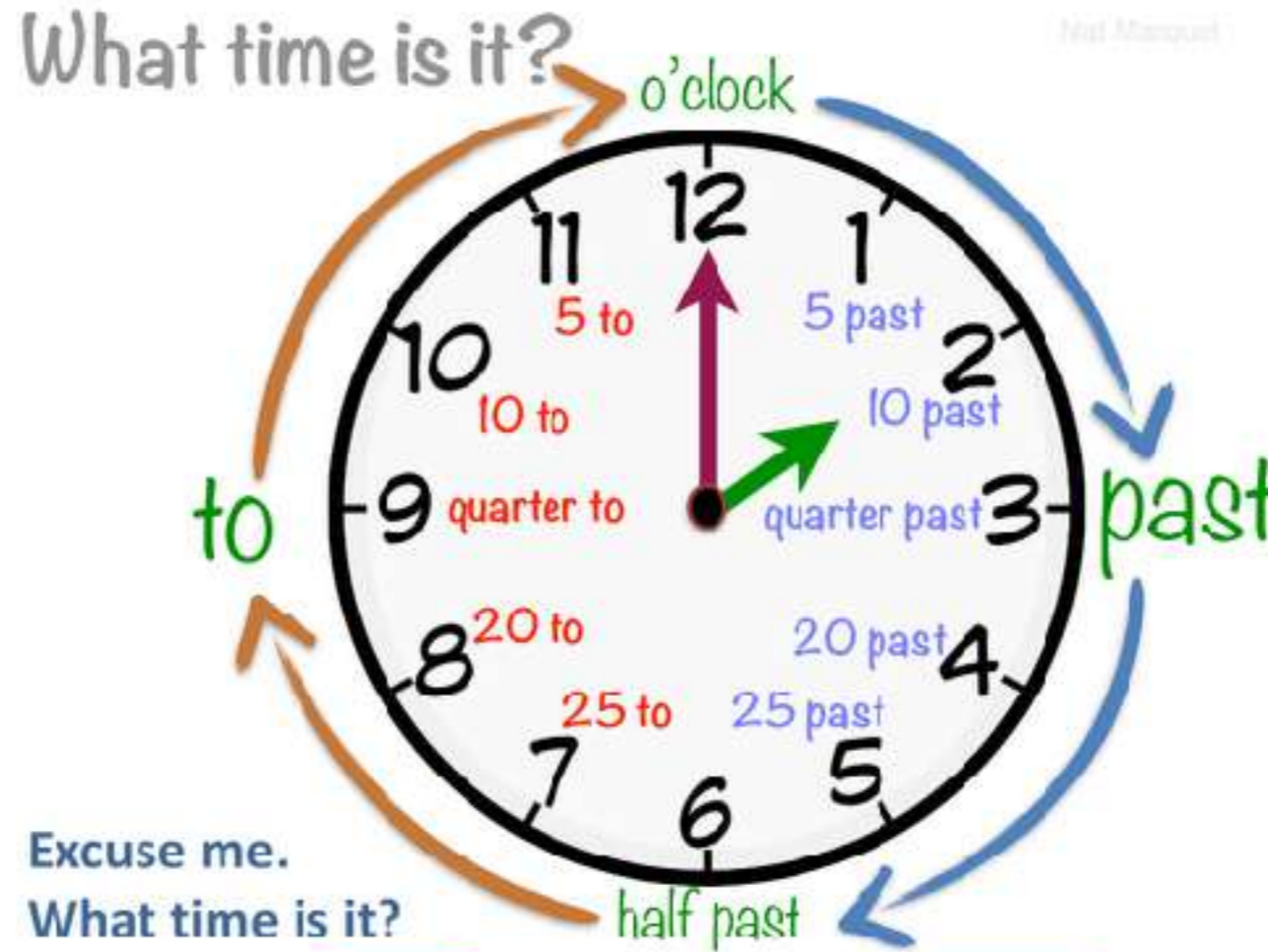
2.TELLING TIME—GUARDA IL VIDEO

<https://en.islcollective.com/video-lessons/what-time-it-telling-time>

3.VIDEO WHAT TIME IS TI? – GUARDA IL VIDEO


[https://www.youtube.com/watch?v=cs81UdOc9TU&feature=emb\\_logo](https://www.youtube.com/watch?v=cs81UdOc9TU&feature=emb_logo)

**RICOPIA LA  
SCHEMA  
SUL TUO  
QUADERNO**



Teacher Nancy Rapisarda

**RICOPIA LA SCHEDA  
SUL TUO QUADERNO**



Sally doesn't know the time!

Let's help her!

If the long hand is pointing to twelve we use the expression

**O'CLOCK**

If the long hand goes this side (left) we use the expression

**TO**

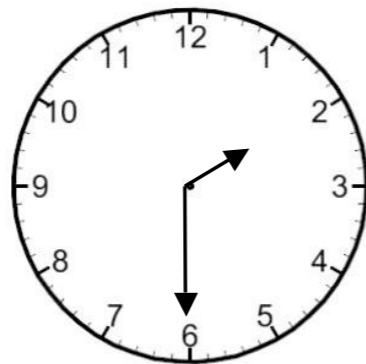
This is a clock.

A clock has got two hands - the shorter indicates the hour, the longer one indicates the minutes. First we say the minutes, then the hours.

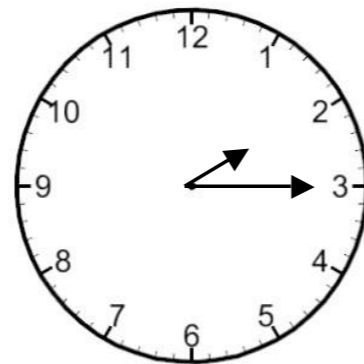
If the long hand goes this side (right) we use the expression

**PAST.**

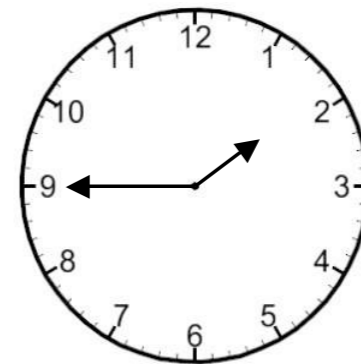
What time is it?  
It's one o'clock.



What time is it?  
It's half past two.



What time is it?  
It's a quarter past two.



What time is it?  
It's a quarter to two.

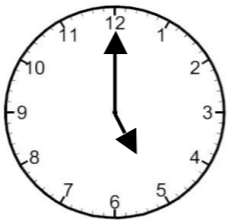


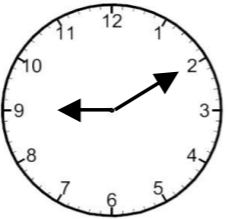
**RICOPIA LA SCHEDA  
SUL TUO QUADERNO  
E COMPLETA LE FRASI  
IN BASE ALL'OROLOGIO**

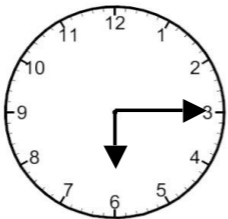
# It's your turn now!

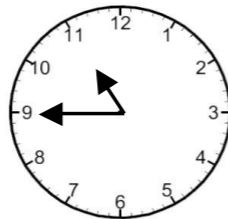


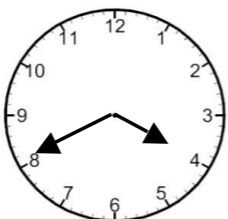
What time is it? Write complete sentences next to each clock.

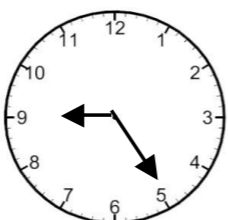
1  IT'S \_\_\_\_\_

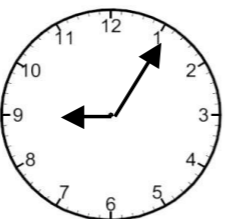
2  IT'S \_\_\_\_\_

3  IT'S \_\_\_\_\_

4  IT'S \_\_\_\_\_

5  IT'S \_\_\_\_\_

6  IT'S \_\_\_\_\_

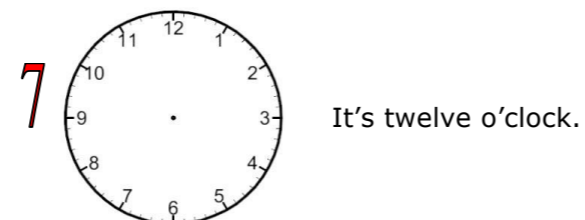


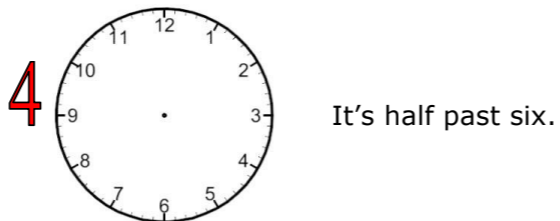
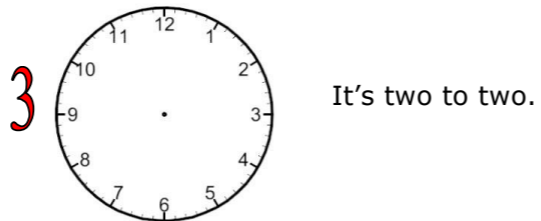


7  IT'S \_\_\_\_\_



# RICOPIA LA SCHEDA SUL TUO QUADERNO E DISEGNA LE LANCETTE IN BASE ALLE FRASI



Now do the opposite – draw the clock hands.

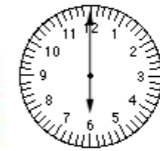


**RICOPIA LA SCHEDA  
SUL TUO QUADERNO  
COMPLETANDO LE  
FRASI  
AIUTANDOTI CON LE  
PAROLE  
NEI RIQUADRI  
E CON LE LANCETTE  
PER SCRIVERE  
L'ORARIO**

# WHAT TIME DO YOU.....?

have breakfast	get up	go to bed
Put on your clothes	Watch TV	have a bath

1. What time do you .....



I ..... at ..... o' clock.

2. What time do you .....



I ..... athalf past .....

3. What time do you .....



I ..... at .....

4. What time do you .....



I ..... at .....

5. What time do you .....



I ..... at .....

6. What time do you .....



I ..... at nine o'clock.

**DISENGA  
LE LACETTE**

## LINKS ---DAILY ROUTINE

1.VIDEO LESSON TELLING TIME –GUARDA IL VIDEO

[https://www.youtube.com/watch?v=uRoTUUIITEK8&feature=youtu.be&fbclid=IwAR22-LPCNkJIEAsLKDrgrlmdenZ-6HBpinFdl0DKLm\\_FcFoOl4U1Vf8xeV8](https://www.youtube.com/watch?v=uRoTUUIITEK8&feature=youtu.be&fbclid=IwAR22-LPCNkJIEAsLKDrgrlmdenZ-6HBpinFdl0DKLm_FcFoOl4U1Vf8xeV8)

2.TELLING TIME— GUARDA IL VIDEO

<https://en.islcollective.com/video-lessons/what-time-it-telling-time>

3.VIDEO WHAT TIME IS TI? – GUARDA IL VIDEO

[https://www.youtube.com/watch?v=cs81UdOc9TU&feature=emb\\_logo](https://www.youtube.com/watch?v=cs81UdOc9TU&feature=emb_logo)

4. LIVE WORKSHEET— COLLEGA GLI ORARI POI CLICCA SU FINISH E POI SU CHECK MY ANSWERS PER CONTROLLARE IL RISULTATO

[https://www.liveworksheets.com/worksheets/en/English\\_as\\_a\\_Second\\_Language\\_\(ESL\)/Telling\\_the\\_time/Telling\\_time\\_gt3241ej](https://www.liveworksheets.com/worksheets/en/English_as_a_Second_Language_(ESL)/Telling_the_time/Telling_time_gt3241ej)

5. LIVE WORKSHEET— TRASCINA LE FRASI SOTTO GLI OROLOGI, POI CLICCA SU FINISH E POI SU CHECK MY ANSWERS PER CONTROLLARE IL RISULTATO

[https://www.liveworksheets.com/worksheets/en/English\\_as\\_a\\_Second\\_Language\\_\(ESL\)/Telling\\_the\\_time/What's\\_the\\_time\\$jz3189ob](https://www.liveworksheets.com/worksheets/en/English_as_a_Second_Language_(ESL)/Telling_the_time/What's_the_time$jz3189ob)

6. GIOCO INTERATTIVO TIME- ASCOLTA E LEGGI LA FRASE E CLICCA SULL'OROLOGIO CORRISPONDENTE

<https://www.gamestolearnenglish.com/telling-the-time/>

BYE!

