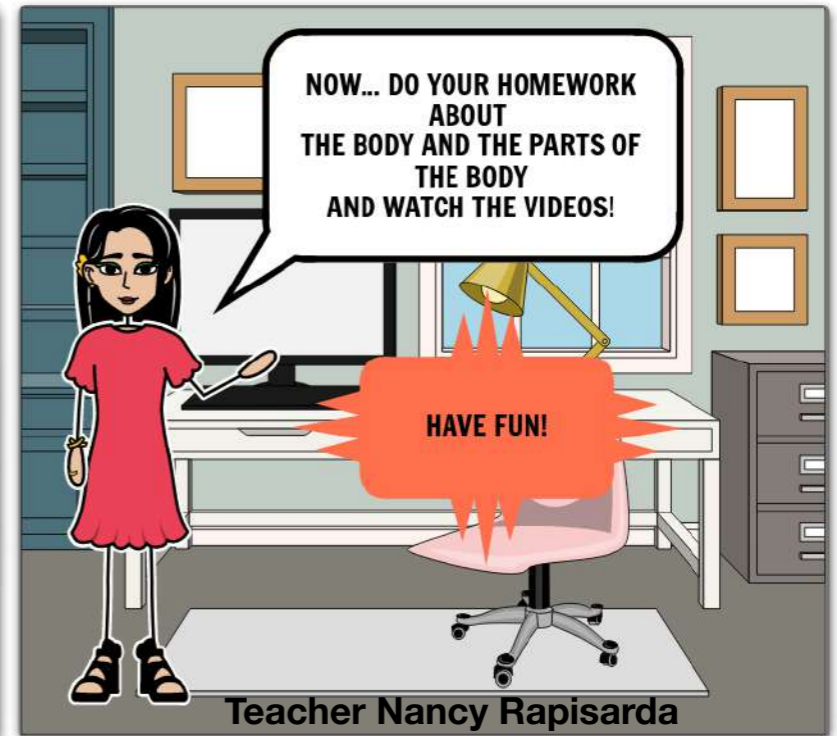
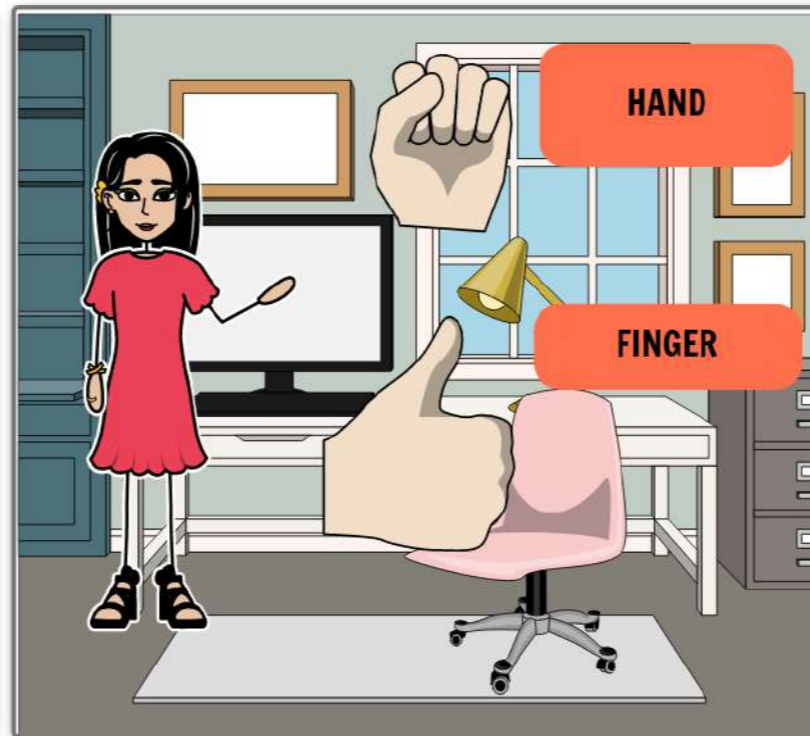


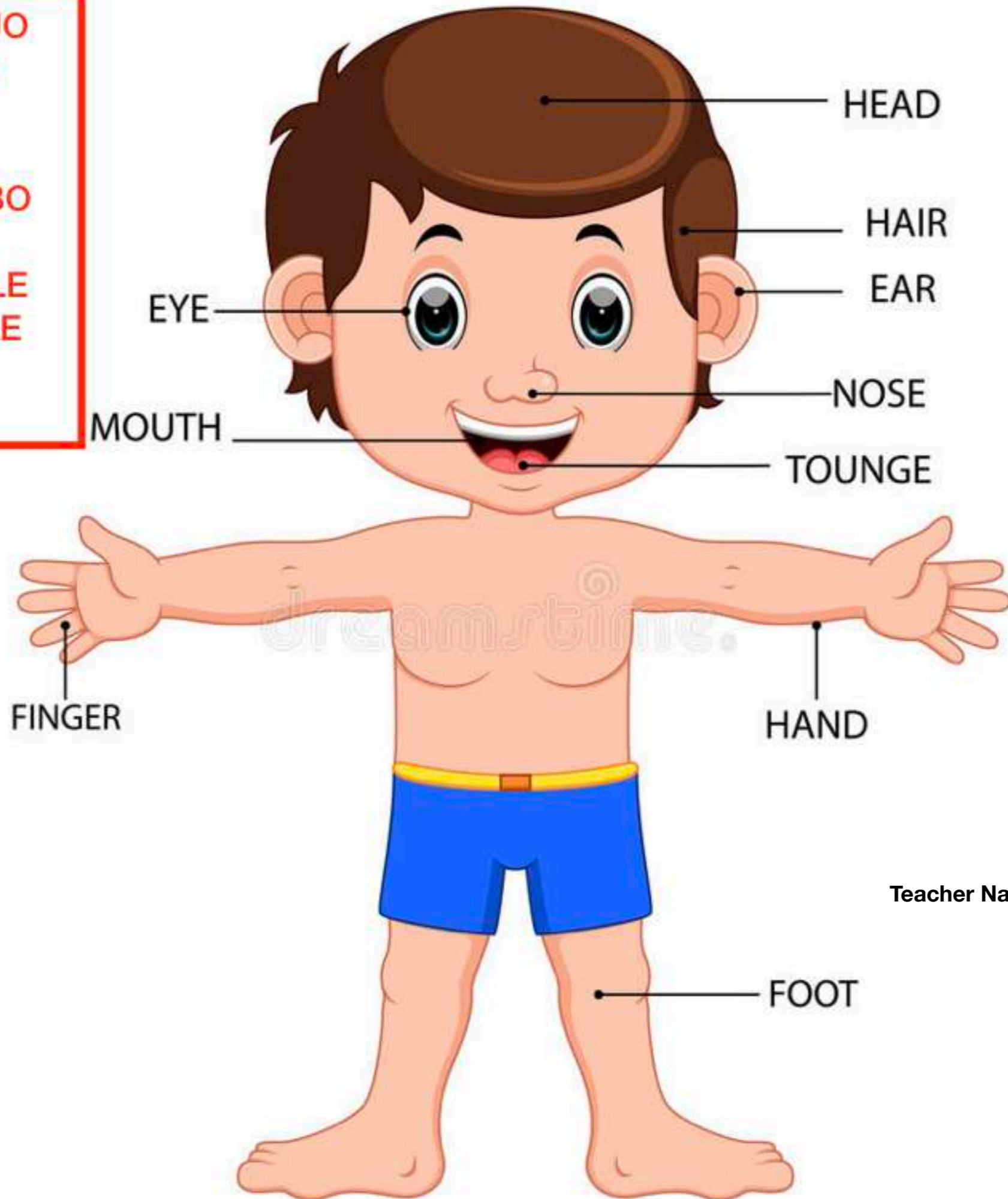
Teacher Nancy Rapisarda

Crea il tuo a Storyboard That



Crea il tuo a Storyboard That

DISEGNA SUL TUO
QUADERNO LA
SCHEDE
COSI COM'E':
DISEGNA IL BIMBO
COLORA
SCRIVI LE PAROLE
COLLEGALE ALLE
PARTI
DEL CORPO



Teacher Nancy Rapisarda

**RICOPIA SUL TUO
QUADERNO
LA SCHEDA:
DISEGNA
LE PARTI DEL
CORPO E SCRIVI
IL LORO NOME**



hand



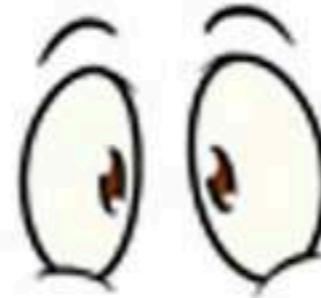
foot



ear



mouth



eyes



nose



arm



body



head

LINKS –BODY
CLICCA SU OGNI LINK

1. BODY SONG- GUARDA IL VIDEO E CANTA

https://www.youtube.com/watch?time_continue=229&v=C3-xDQJT5w&feature=emb_logo


2. VIDEO PARTS OF THE BODY—GUARDA IL VIDEO, ASCOLTA, RIPETI ED ESEGUI LE ISTRUZIONI

https://www.youtube.com/watch?time_continue=1&v=SUt8q0EKbms&feature=emb_logo

3.SONG-HEAD, SHOULDERS, KNEES AN TOES—GUARDA IL VIDEO, CANTA ED ESEGUI I MOVIMENTI

https://www.youtube.com/watch?v=h4eueDYPTIg&feature=emb_logo

Teacher Nancy Rapisarda



**TEACHER,
NANCY RAPISARDA**